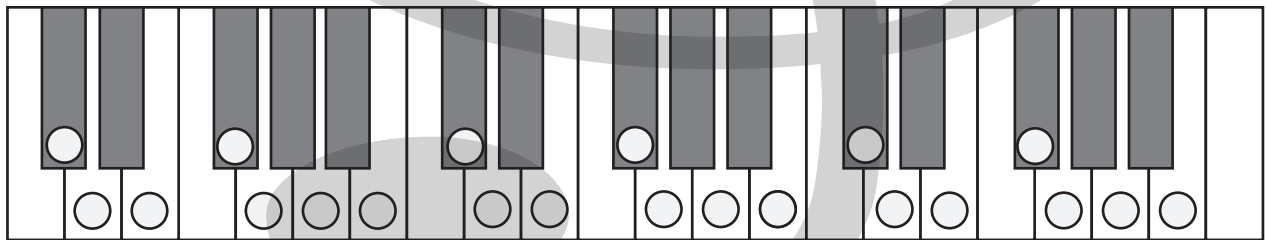
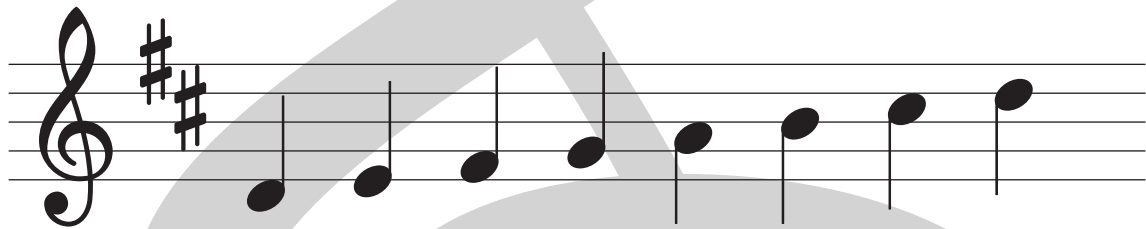


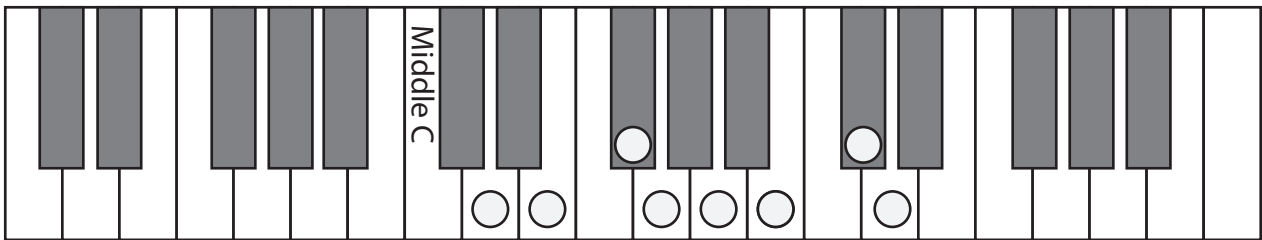

Major Scale **Crash** Course

Lesson 3 D Major Guitar Supplement

by Steven Mallis

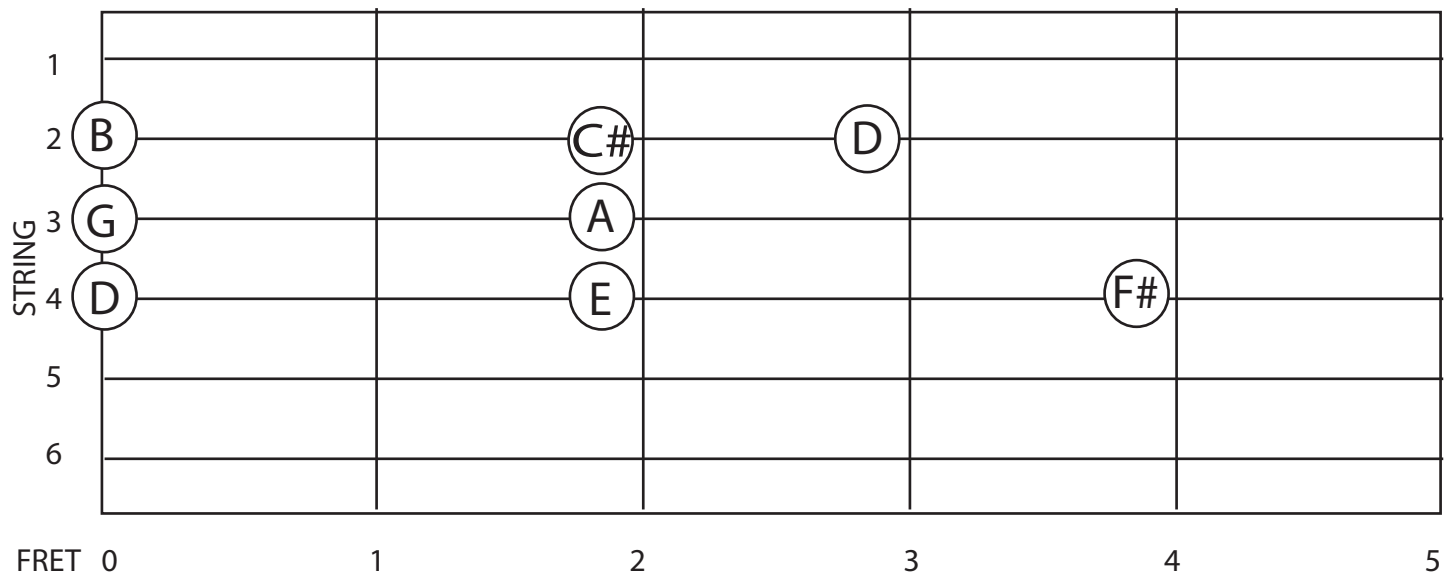


D Major, Middle Octave, Relative to Keyboard



GUITAR

D Major, Middle Octave, Guitar First Position, Fretboard



Fingering Guidelines.

Play notes on fret 0 open.

Play notes on fret 1 with index finger.

Play notes on fret 2 with middle finger.

Play notes on fret 3 with ring finger.

Play notes on fret 4 with pinky.

GUITAR, PLAYING

D Major, Middle Octave, Ascending Guitar 1st position Notes, With Tablature

The image shows a musical staff in treble clef with a key signature of two sharps (F# and C#). The notes of the D major scale are written as quarter notes: D, E, F#, G, A, B, C#, and D. Below the staff is a six-line guitar tablature. The fret numbers for each note are: D (4th string, 0), E (4th string, 2), F# (4th string, 4), G (3rd string, 0), A (3rd string, 2), B (2nd string, 0), C# (2nd string, 2), and D (2nd string, 3). The strings are numbered 1 to 6 from top to bottom.

Play middle D on the 4th string open.

Play E on the 4th string, 2nd fret, with the middle finger.

Play F# on the 4th string, 4th fret, with the pinky.

Play G on the 3rd string, open.

Play A on the 3rd string, 2nd fret, with the middle finger.

Play B on the 2nd string, open.

Play C# on the 2nd string, 2nd fret, with the middle finger.

Play D on the 2nd string, 3rd fret, with the ring finger.

GUITAR, PLAYING

D Major, Middle Octave, Descending
Guitar 1st position.

Notes, with Tablature.

The image shows a musical staff in treble clef with a key signature of two sharps (F# and C#). The notes are D, C#, B, A, G, F#, E, and D, descending. Below the staff is a six-line guitar tablature. The fret numbers for each note are: D (3), C# (2), B (0), A (2), G (0), F# (4), E (2), and D (0).

1								
2	3	2	0					
3			2	0	4			
4						2	0	
5								
6								

Play D on the 2nd string, 3rd fret, with the ring finger.

Play C# on the 2nd string, 2nd fret, with the middle finger.

Play B on the 2nd string, open.

Play A on the 3rd string, 2nd fret, with the middle finger.

Play G on the 3rd string, open.

Play F# on the 4th string, 4th fret, with the pinky.

Play E on the 4th string, 2nd fret, with the middle finger.

Play middle D on the 4th string open.